

National Playing Formats and Rules

Effective from 1 January 2015

ALL AGE GROUPS

The following aspects of ALDI MiniRoos Club Football are common across all age groups from Under 6 to Under 11.

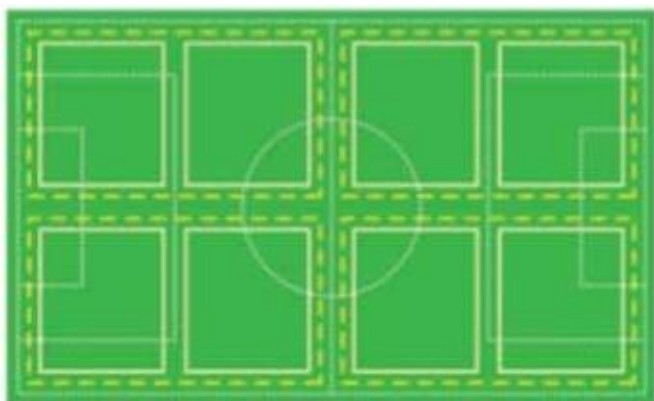
Field Layouts

ALDI MiniRoos fields are easy to set-up and only take a few minutes.

The below diagrams outline how ALDI MiniRoos pitches should look when set-up on a full-size football field:

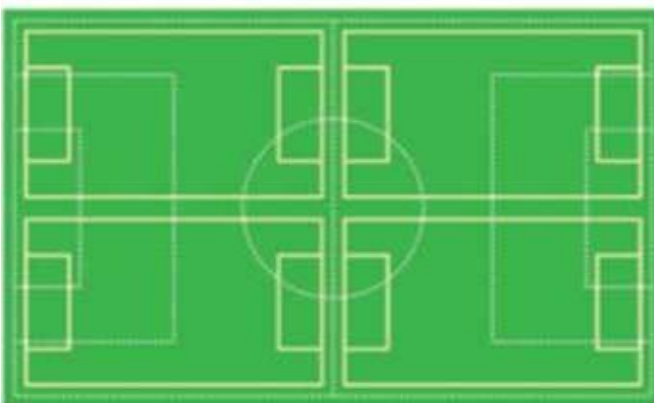
Under 6 & 7

Up to 8 pitches on a full-size football pitch



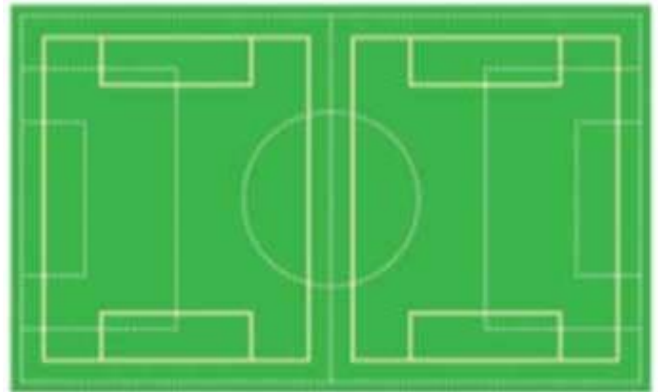
Under 8 & 9

Up to 4 pitches on a full-size football pitch



Under 10 & 11

Maximum of 2 pitches on a full-size football pitch. Alternatively 1 pitch can be set-up penalty box to penalty box.



Field Markings

Cones, markers or painted line markings are suitable. Club Coordinators can order FREE ALDI MiniRoos cones via the website: www.miniroos.com.au.

This includes the penalty areas in the U8 – U11 age categories.

Equipment

Appropriate branded equipment can be purchased via the ALDI MiniRoos on-line store located at www.miniroos.com.au.

Start of play and re-start after a goal

Pass forward to a team mate from the middle of the half way line. All players must be in their own half of the field of play. Opponents must be at least 5 metres away from the ball until it is in play. The ball must touch a team mate before a goal can be scored.

Ball in and out of play

The ball is out of play when it has wholly crossed the goal line or the touch line on the ground or in the air, or when play has been stopped by the Game Leader.

National Playing Formats and Rules

Method of scoring

A goal is scored when the whole of the ball passes over the goal line, between the goalposts and under the crossbar. When goal posts are not available and cones are used for goals, a goal is scored when the ball passes between the cones without touching them, below shoulder height of the player.

Shin guards

Shin guards must be worn by all players without exception.

Concussion

Any player suspected of suffering from concussion should be examined by a medical practitioner before returning to play. As a general rule; "If in doubt, sit it out".

Substitutes

Substitutes may rotate during the entire game. The coach or parent is allowed to make the substitutions while the ball is in play, but must wait until the substituted player has left the field.

Substitute players are to wear ALDI MiniRoos bibs provided free of charge by FFA. Club Coordinators can order these bibs via the website: www.miniroos.com.au.

Every effort should be made to ensure all players, regardless of age, gender, and ability, are given equal playing time.

Game Leaders

Each game is to be controlled by one Game Leader.

The main role of the Game Leader is to keep the game moving fluently, limit stoppages and assist players with all match re-starts. Most importantly, they must make every effort to create an environment that ensures that all players have fun, are learning the game and have maximum involvement.

The Game Leader can be a club official, parent, older child/ player or beginner referee and should always be enthusiastic and approachable. Most importantly, remember the children are learning the game – be flexible and patient.

The Game Leader should:

- Encourage all children to have fun and different children to take re-starts;
- Ensure the correct number of players are on the field;
- Discourage players from permanently over-guarding the goal;
- Check all players are wearing shin guards;
- Use a "Ready, Set, Go" prompt to encourage quick decisions when restarting play;
- Encourage children to dribble or pass ball to team mates rather than kick the ball long;
- Ensure the opposing team is at least 5 metres outside the penalty area for all goal line restarts;
- Ensure team officials and parents create a safe, enjoyable and positive playing environment for the children;
- Encourage children to be involved in all aspects of the game, attacking and defending;
- Award free kicks as appropriate to help children learn the rules and consequences of committing fouls;
- Explain the rules to players and why a free kick has been awarded;
- Let the game flow and give instruction to all players on the run where you can;
- Praise and encourage both teams; and
- Be enthusiastic and approachable.

Game Leaders are encouraged to undertake a free FFA Grassroots Coaching Course prior to start of the season.

